

When did you last feel the sun on your face? In today's world of information overload, it's all too easy to neglect our basic human need to pause and connect with nature. The wonder of glass in architecture is that it enhances that connection, creating beautiful, memorable spaces that make us feel alive.

The most successful glass structures carefully balance beauty, energy efficiency, and comfort. Well designed, dynamic fabric shading systems are essential to this balance, precisely controlling the internal atmosphere and elevating light and shade to their rightful place as intrinsic architectural features.

Durable, flexible and versatile, our blinds are engineered to overcome challenges, not create them, and as a result, we've been instrumental in some of the world's most innovative structures. We're proud to showcase a small selection of them here, and we hope they'll act as inspiration for turning your ideas into reality.

**Andrew Kitching** · Managing Director, Guthrie Douglas Group Ltd

“WE ARE ENGINEERS.  
WHAT WE DO IS OUR  
OBSESSION”




# DARLING WALK

## INTERNAL FAÇADES

LOCATION: Australia  
ARCHITECT: FJMT  
MAIN CONTRACTOR: LendLease  
PROJECT TEAM: Horiso  
PRODUCT: TESS 200  
BUILDING TYPE: Commercial Office Complex

Large scale fabric shading system for a sloping glass façade. Double roller tension system deploying 18 metre lengths of taut fabric.



# OLYMPIC POOL

## INTERNAL FAÇADES

LOCATION: Belgium

ARCHITECT: Essa Architecten Antwerpen

PROJECT TEAM: Helioscreen Projects

PRODUCT: TESS 312

BUILDING TYPE: Sport/Public


Wide vertical roller systems for the glass wall of a swimming pool. Marine grade coating and antibacterial fabric to withstand a humid and corrosive environment.




INTERNAL FAÇADES

LOCATION: UK  
ARCHITECT: Hopkins  
MAIN CONTRACTOR: Mace  
PROJECT TEAM: Levolux  
PRODUCT: TESS 100  
BUILDING TYPE: Commercial Office Complex

Heat and glare protection for a sloping and curved glass façade. Multiple tension systems integrated into an intricate glazing structure.







“THERE IS  
AN UNSEEN  
BEAUTY TO IT,  
A BALANCE  
OF FORM AND  
FUNCTION”

# HEADQUARTERS LANXESS

## EXTERNAL FAÇADES

LOCATION: Netherlands

ARCHITECT: Van den Broek en Bakema

PROJECT TEAM: Hunter Douglas Netherlands

PRODUCT: TESS 140

BUILDING TYPE: Commercial Office Complex

External shading to eliminate solar heat gain and glare. Wind resistant screens with concealed barrel integrated into the façade for invisibility when retracted.



# HEADQUARTERS BROADCASTING

## EXTERNAL FAÇADES

LOCATION: Belgium

ARCHITECT: Valentiny (Liège - BE)

MAIN CONTRACTOR: AM Galère-Moury

PROJECT TEAM: BIPP BIPP SA

PRODUCT: TESS 440

BUILDING TYPE: Commercial Office Complex

External shading to deliver energy savings and create a comfortable office environment. Wind resistant screens with tensioned steel wire guides integrated into the façade.



# THE FLORENTINUM

## EXTERNAL FAÇADES

LOCATION: Czech Republic

ARCHITECT: Cigler Marani Architects

MAIN CONTRACTOR: Penta Investments

PROJECT TEAM: Hunter Douglas Czechia

PRODUCT: TESS 100

BUILDING TYPE: Commercial Office Complex

Heat protection for a curved glass facade. Slimline relieving rollers allow the fabric to follow the curve of the glass.





“BRITISH ENGINEERING RESULTS  
IN PRODUCTS THAT WORK”

## GLASS ROOFS AND ATRIA

LOCATION: France

ARCHITECT: Originally, Louis-Charles Boileau

MAIN CONTRACTOR: Laubeuf

PROJECT TEAM: Rezig SA

PRODUCT: TESS 400

BUILDING TYPE: Commercial Retail

External atrium shading for heat control of a retail environment. Bottom up, curved tension systems with bespoke bracketry to fix to a slender glazing structure.



## GLASS ROOFS AND ATRIA

LOCATION: UK

ARCHITECT: Cartwright Pickard Architects

MAIN CONTRACTOR: Kajima Developments

PROJECT TEAM: Dearnleys Pentel

PRODUCT: TESS 140

BUILDING TYPE: Commercial Office Complex

Integrated horizontal fabric shading for a commercial atrium. Concealed tension system for taut fabric and precise alignment of lead bars.



# KBC BANK

## GLASS ROOFS AND ATRIA

LOCATION: Belgium

ARCHITECT: Jaspers Evers

PROJECT TEAM: Helioscreen Projects

PRODUCT: TESS 200

BUILDING TYPE: Commercial Office


Large scale retractable fabric system for a gigantic glass structure. Bottom up, double roller tension system to deploy 60m<sup>2</sup> of fabric following the shape of the glass roof.



©Jaspers-Evers Architects – photographer Tom d'Haenens







We believe that light is the ultimate architectural feature, and so for us it's vital that, from the beginning, we understand all aspects of a space, so that nothing stands in the way of an exceptional result.

The best design happens collaboratively, and experience has taught us that the earlier we're involved in the process, the better placed we are to design an effective shading system that's invisible when not in use.

#### MADE TO THE MOST EXACTING EXPECTATIONS

Our ultimate aim as designers and engineers is to simplify – and we do that by combining a deep understanding of the brief with uncompromising technical rigour. We consider every detail, from glazing specification to fabric selection, controls integration to fixing methods, and ensure an end result that works totally in tune with a building's look and feel.

#### TRIED AND TESTED, THEN TESTED AGAIN

Once we've understood our brief, the mechanical engineering can begin. For us, there's one way to be sure that a shading system will perform well: build it. We meticulously test, refine and re-test prototypes under extreme conditions and ensure that any specific maintenance requirements are considered early. We're always aware that what works on paper has to work in real life.

#### AMBITION, NOT LIMITATION

Our projects have proven to us that a dynamic fabric shading system, intelligently integrated within a space, can be pivotal in a building's success. That's why we strive to make sure that in any project, nothing will limit design ambition.



“WE WOULD NEVER  
LET SOMETHING LEAVE  
OUR HANDS THAT WE  
WEREN'T COMPLETELY  
CONFIDENT IN”

# NEW YORK PRIVATE RESIDENCE

## SKYLIGHTS AND ROOFLIGHTS

LOCATION: USA

PROJECT TEAM: Specialized Shading Systems

PRODUCT: TESS 660

BUILDING TYPE: Residential

Adaptable glare protection during the day, privacy control at night. Ultra-quiet motor and integrated controls for a high end residential setting.



# TOWNHOUSE LONDON

## SKYLIGHTS AND ROOFLIGHTS

LOCATION: UK

ARCHITECT: Design Squared

PROJECT TEAM: Grants Blinds / Blindspace®

PRODUCT: TESS 660

BUILDING TYPE: Residential

Controlling natural light in a residential extension.  
Bespoke recess boxing to ensure complete  
invisibility when retracted.



# OF ECONOMICS LONDON SCHOOL

## SKYLIGHTS AND ROOFLIGHTS

LOCATION: UK

ARCHITECT: Jestico & Whiles

MAIN CONTRACTOR: Willmott Dixon

PROJECT TEAM: Grosvenor Contracts

PRODUCT: TESS 660

BUILDING TYPE: Education

Room darkening and glare reduction for lecture theatre projection screens in a grade II listed building. Blackout zip systems with two fabric panels meeting in the centre.





“WE ARE  
CONSTANTLY  
EVOLVING,  
CONSTANTLY  
INVENTING”

# MONTPARNASSE TOWER

## OUTDOOR SPACES

LOCATION: France

ARCHITECT: C2A Architectes

MAIN CONTRACTOR: Elior Restauration

PROJECT TEAM: Dubos Verger

PRODUCT: TESS 512

BUILDING TYPE: Commercial

Column free pergola shading for an exposed roof terrace. 20m long support cables and weighted fabric panels for high performance in extreme conditions.



# SOUK AYYASS

## OUTDOOR SPACES

LOCATION: Lebanon

ARCHITECT: Rafael Moneo & Samir Khairallah

PROJECT TEAM: Libel

PRODUCT: TESS 140

BUILDING TYPE: Commercial Retail

Protection from the sun's heat for open pedestrian areas in a popular shopping district. Steel cable guides span long distances without side supports.





# MARINA TOWERS

## OUTDOOR SPACES

LOCATION: Israel

PROJECT TEAM: Promet

PRODUCT: TESS 440

BUILDING TYPE: High-rise residential

Terrace and balcony shading for a high rise residential tower. Cable guided tension system designed to withstand strong winds.



A close-up, black and white photograph of a metal threaded rod. The rod is the central focus, showing its fine threads and a smooth, cylindrical surface. To the right, a portion of a blue cap or nut is visible, partially obscuring the end of the rod. The lighting is dramatic, highlighting the texture of the metal and the precision of the engineering.

“CREATIVE ENGINEERING  
WITH METICULOUS  
ATTENTION TO DETAIL”

# LOC FOCUS ACADEMY

## BESPOKE

LOCATION: Netherlands

ARCHITECT: Royal Haskoning DHV Amsterdam

MAIN CONTRACTOR: Heerkens Van Bavel

PROJECT TEAM: Polyned, Solar Control Design

PRODUCT: Bespoke tension system

BUILDING TYPE: Education

Enhancing an ETFE roof with adaptable heat and glare protection. Bespoke fixing brackets designed to clamp onto multiple, irregular structural tubes.



# THE BROAD MUSEUM

## BESPOKE

LOCATION: USA

ARCHITECT: Diller, Scofidio + Renfro

MAIN CONTRACTOR: MATT Construction

PROJECT TEAM: Architectural Window Shades

PRODUCT: Bespoke tension system

BUILDING TYPE: Public Building

Precise light control for a high profile exhibition space. External zip systems with multiple zone control, integrated into the complex skylight structure.



# THE KONIG BAR RESTAURANT

## BESPOKE

LOCATION: France

ARCHITECT: Jean-Jacques Ory Studio d'Architecture

MAIN CONTRACTOR: Belle Jardinière (LVMH Group)

PROJECT TEAM: CYB Stores & Serge Ferrari

PRODUCT: Bespoke tension system

BUILDING TYPE: Commercial Retail

Heat and glare protection for a spectacular restaurant space. Curved tension screens with translucence optimised to preserve the stunning views.



# OXFORD UNIVERSITY

## BESPOKE

LOCATION: Oxford, England

ARCHITECT: Rafael Viñoly Architects

MAIN CONTRACTOR: Laing O'Rourke

PROJECT TEAM: Guthrie Douglas

PRODUCT: TESS 200

BUILDING TYPE: Education

Glass trapezoids inclined on two planes create a workspace with good quality daylight and views. The building received a BREEAM Excellent rating for attributes including the solar gain reduction achieved by the shading system design.



# OUR STORY

Engineers aren't often known for their risk taking, but our founder, Richard Guthrie, was no ordinary engineer.



When asked at a trade show if it were possible to create a 60ft long fabric shade for Kuala Lumpur Airport, he thought 'why not?' – never having done it before.

Back at the factory, a single-minded determination to find a solution prompted a hole in the factory wall (space with which to test his ideas), meticulous experimentation and eventually, a vision made into a reality. The shade was engineered and with his purposeful, hands-on approach, Richard built up a successful shading business renowned for pushing the boundaries. With the further development of the TESS™ system, he created a world first – one that is at the core of all we do today.

He was a man who never stopped pursuing excellence and ingenuity, a true innovator. It's his spirit that runs through every product we design, and every project we complete.



[www.guthriedouglas.com](http://www.guthriedouglas.com)  
[projects@guthriedouglas.com](mailto:projects@guthriedouglas.com)  
0044 (0)1926 310 850





